



2020-21 Unaudited Actuals

Presented to CUSD Board of Trustees
and Superintendent Campbell

September 7, 2021

Table of Contents



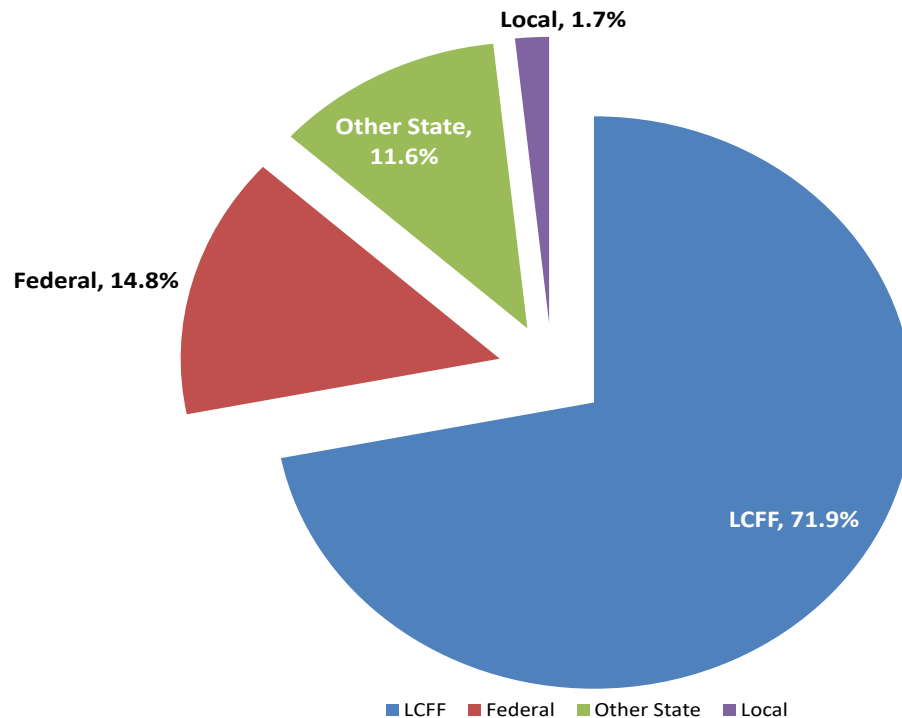
➤ Objectives.....	3
➤ General Fund Revenue Chart.....	4
➤ General Fund Expenditure Chart.....	5
➤ General Fund Comparison	
✓ Restricted.....	6
✓ Unrestricted.....	7
➤ Ending Fund Balances.....	8
➤ Summary.....	9
➤ GANN.....	10
➤ Timelines.....	11

Objectives



- 2020-21 Unaudited Actual Report
 - ✓ 3rd Interim Budget
 - ✓ Actual activity through June 30, 2021

General Fund Revenue



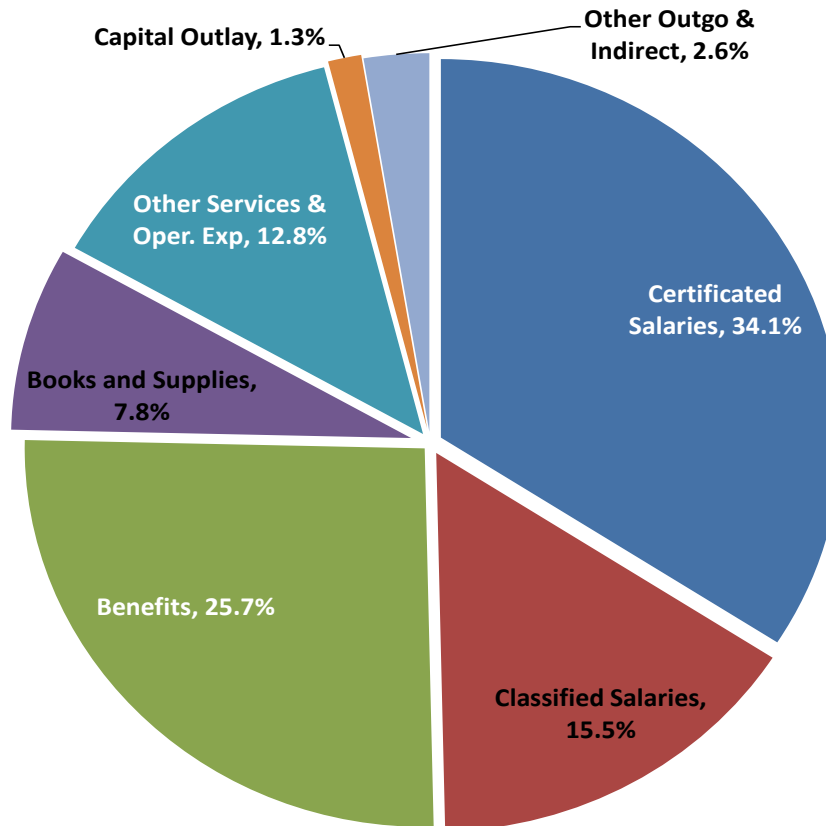
LCFF – 71.9% of CUSD’s funds are provided through the LCFF calculations (Property Tax, State Aid & EPA)

Federal – District must follow specific grant guidelines for expending these funds (Title I, Title II, COVID-19, etc.)

Other State – State funds not part of LCFF (Lottery, Mandate Block Grant, COVID-19, etc.)

Local – Fund received from local sources or pass-through grants (interest, rentals/fees, donations, etc.)

General Fund Expenditures



75.4% of total expenditures dedicated to employees

General Fund Comparison

Changes between Third Interim and Unaudited Actuals



Restricted Comparison			
2020-21	3rd Interim Budget	Unaudited Actuals	Changes
Revenue	18,116,745	16,226,613	(1,890,132)
Expenditures	17,716,337	14,836,104	(2,880,233)
Revenue - Expenditure	400,408	1,390,509	990,101
Beginning Balance	(30,044)	(30,044)	-
Ending Balance	370,364	1,360,465	990,101

General Fund Comparison

Changes between Third Interim and Unaudited Actuals



Unrestricted Comparison			
2020-21	3rd Interim Budget	Unaudited Actuals	Changes
Revenue	20,959,999	21,595,428	635,429
Expenditures	20,136,930	20,757,700	620,770
Revenue - Expenditure	823,069	837,728	14,659
Beginning Balance	3,071,564	3,293,030	221,466
Ending Balance	3,894,632	4,130,758	236,126

2020-21 Ending Fund Balance



\$5.5 million Total Fund Balance Allocation

- Restricted \$2.2 million
 - ✓ \$800k Programs
 - ✓ \$1.4 million Restricted Ending Fund Balance
- Assigned - \$391k
 - ✓ \$137k for Uncompensated Absences/Vacation Payouts
 - ✓ \$254k Lottery set aside for Technology
- Reserve for Uncertainty
 - ✓ \$1.1 million for Economic Uncertainty
- Unassigned
 - ✓ \$1.9 million

General Fund Summary



Description	2020-21 3rd Interim Budget			2020-21 Unaudited Actuals			Changes Between 3rd Interim & Unaudited		
	Unrestricted	Restricted	Combined	Unrestricted	Restricted	Combined	Unrestricted	Restricted	Combined
Total Revenues	27,851,456	11,225,288	39,076,744	28,199,627	9,622,414	37,822,041	348,171	(1,602,873)	(1,254,702)
Total Expenditures	18,687,511	17,416,337	36,103,848	18,767,881	14,236,104	33,003,985	80,369	(3,180,233)	(3,099,863)
Total Financing Sources/Uses	(8,340,876)	6,591,457	(1,749,419)	(8,594,018)	6,004,199	(2,589,819)	(253,142)	(587,258)	(840,400)
Net Surplus / (Deficit)	823,068	400,408	1,223,476	837,728	1,390,509	2,228,237	14,659	990,101	1,004,761
FUND BALANCE, RESERVES									
Beginning Balance	3,071,564	(30,044)	3,041,520	3,293,030	(30,044)	3,262,986	221,466	0	
Ending Balance	3,894,632	370,364	4,264,996	4,130,758	1,360,465	5,491,223	236,125	990,102	1,226,227
Nonspendable (Revolving Cash)	20,000	-	20,000	20,000	-	20,000	-	-	-
Restricted	-	370,364	370,364	800,000	1,360,465	2,160,465	800,000	990,101	1,790,101
Assigned	255,187	-	255,187	390,909	-	390,909	135,722	-	135,722
Reserve for Economic Uncertainty	1,135,598	-	1,135,598	1,067,814	-	1,067,814	(67,784)	-	(67,784)
Unassigned - Other	2,483,847	-	2,483,847	1,852,035	-	1,852,035	(631,812)	-	(631,812)
Total - Fund Balance	\$3,894,632	370,364	\$4,264,996	\$4,130,758	\$1,360,465	\$5,491,223	\$236,126	\$990,101	\$1,226,227

Unassigned Reserve (includes REU)

9.56%

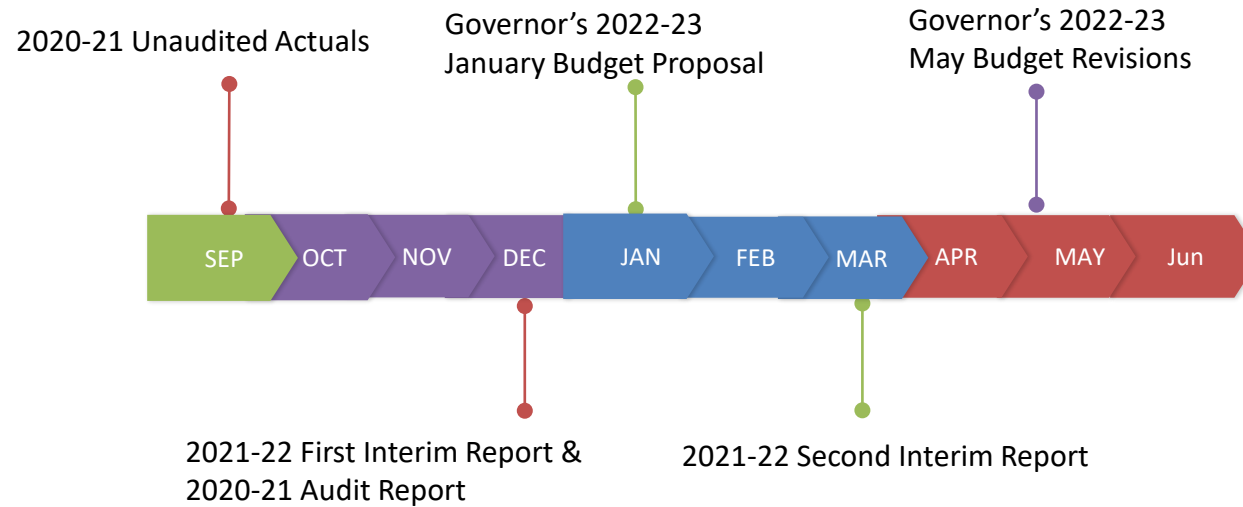
8.20%

2020-21 Gann



- Approved in November 1979
 - ✓ Limits the amount of tax money the district can spend.
 - ✓ Adjusted annually for inflation and population.
 - ✓ Calculations are performed at State and District level.
- Calculations (using the bucket example)
 - ✓ Local property taxes from LCFF
 - ✓ Unrestricted state aide
 - ✓ All overflow counts toward the State's Gann limit.
- Outcomes
 - ✓ Under Limit – Board adopts a resolution to accept.
 - ✓ Over Limit – Board adopts resolution to increase by amount needed.
 - » 2020-21 over due to additional Federal & State Revenue.

Future Budget Timeline





QUESTIONS?

Thank You!!